

Finance Summary: Q4 FY2018

CFO's Key Takeaways

Comparing FY18 final results to Q3 Projections:

- o Final FY18 E&G revenue & expense tracked the latest Q3 projections closely, with the exception of Internal Sales Reimbursements and Capital expenditures.
- o Final E&G Fund balance ended at \$78.0 million, \$3.7 million higher than Q3 projection.

Reviewing the year, significant variations that occurred between final E&G revenue and expense and original, beginning-of-the-year estimates include:

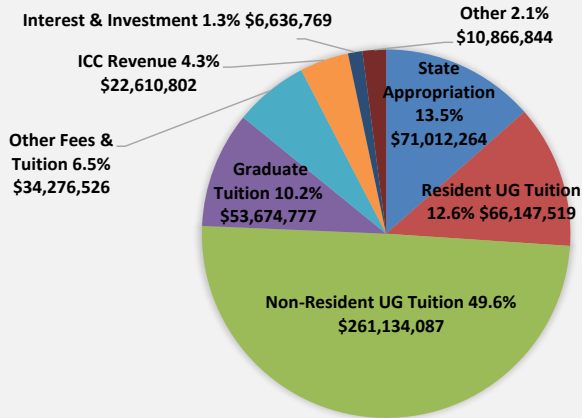
- o Tuition and fees: final revenue down \$7.3 million (1.7%) from initial estimates mainly due to international student enrollment lower than projected.
- o Internal Sales: final revenue up \$2.0 million primarily due to accounting change in International Affairs' study abroad program.
- o Personnel Services: final expense down \$7.0 million (1.7%) due to hiring patterns and one-time accounting adjustment related to Blended Other Personnel Expenses (OPE)/Benefits.
- o Internal Sales Reimbursements: final number down \$2.3 million primarily due to accounting change in International Affairs' study abroad program.
- o Capital Expenditures: final expense down \$2.4 million due to lower departmental equipment purchases.

Education and General Fund - Q3 Projections vs Year End Actuals

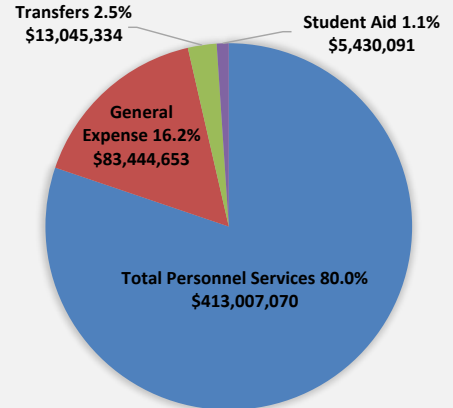
Category	FY18 Exp Authority	FY18 Q3 Projection	FY18 Q3 Proj FY18 Actuals	vs Actuals	Status	Notes
State Appropriation	\$70,526,000	\$70,587,100	\$71,012,264	100.6%	Slightly Up	• State Appropriation for Oregon Law Commission funding
Tuition and Fees	\$422,541,000	\$415,489,886	\$415,232,909	99.9%	On Track	• In line with Q3 projection
ICC Revenue	\$22,000,000	\$22,450,000	\$22,610,802	100.7%	Slightly Up	• ICC revenue up due to increased grant activity
Personnel Services	\$420,054,000	\$416,141,900	\$413,007,070	99.2%	Slightly Down	• \$1.9M one-time accounting adjustment related to Blended OPE
Supplies & Services	\$103,637,000	\$104,000,000	\$103,510,599	99.5%	Slightly Down	• In line with Q3 projection
Internal Sales Re-imb	-\$23,000,000	-\$22,500,000	-\$20,187,586	89.7%	Down	• Accounting change in International Affairs
Capital Expenditures	\$7,500,000	\$7,500,000	\$5,011,157	66.8%	Down	• Department equipment purchases lower than expected

Education & General Funds - Total Dollars

FY18 E&G Q4 REVENUE ACTUALS

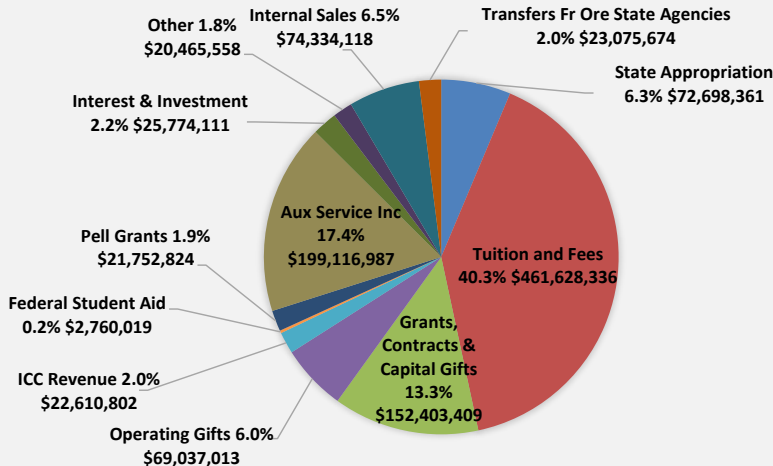


FY18 E&G Q4 EXPENSE ACTUALS

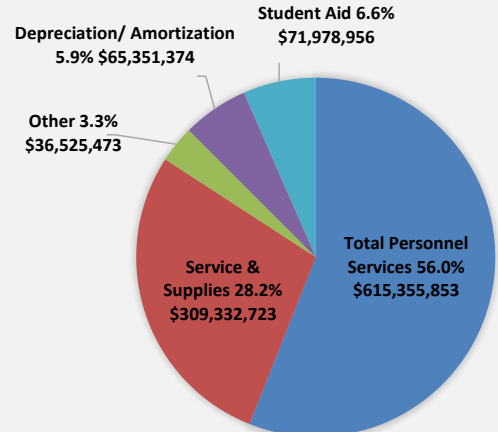


All Funds - Total Dollars

FY18 Q4 REVENUE ACTUALS



FY18 Q4 EXPENSE ACTUALS



Student Aid Expense does not include \$45.6M of fee remissions awarded to students. Remissions are booked as negative revenue.

Capital Expenditures not included